



Catalogue

For a deep healthy sleep.®

Contents

6–23 Mattresses

21 Topper

24–41 Slat bases

42–71 BICO Selection

44–51 Duvets / Pillows

52–55 Bed linen

56–59 Plaids / Pillow cases

60 Candles / Room fragrances

61–65 Bed Frames

66–69 Extras / Accessories

70–71 Protective covers / Mattress protectors

72–73 Glossary

76 Publication details



bico




For a deep healthy sleep.®

We spend around a third of our lives asleep. Sleeping too little or poorly has negative effects on well-being and productivity and weakens the immune system. In order to ensure the perfect conditions for a good night's sleep, we at BICO have been thinking about sleep in its entirety for over 160 years.

That's how our traditional company has, over the years, transformed into a modern manufacturing facility, where our innovative experts constantly research and develop new solutions and perfect our sleeping concepts to guarantee restful nights. You can feel all that work – every night.

First class sleep in every respect

The restful sleep you get from BICO is the result of many innovations, large and small, from our sleep experts. The interplay between quality, durability and quintessential Swiss design is what makes BICO's proven sleep comfort so special.



Swiss Made

BICO mattresses, frames and box spring beds are lovingly handcrafted in Schänis. We source our materials from local suppliers wherever possible, using local timber, comfort foams produced in Switzerland and wool shorn from Swiss mountain sheep.



The highest quality

We manufacture, develop and test our products in line with cutting-edge scientific knowledge. All of our products are inspected in terms of ergonomics, hygiene, climate and durability at the GOOD NIGHT'S SLEEP LAB test centre in Switzerland, and these results are certified by the independent AEH Institute.



Sustainability

At BICO, we believe that quality also involves treating resources and the environment with care. The materials we use are sustainable and, where possible, renewable. Our focus on regional sourcing and local manufacturing means that we have one of the lowest carbon footprints in the entire sector and support the region.

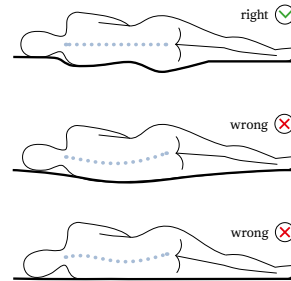
Find the right mattress

Optimal body support

Only when the right level of pressure supports each critical point of the body while asleep can it recuperate as needed. However, any pressure should only be felt indirectly so as to reap the benefit of a comfortable mattress. This interplay between flexible support and a comfortable sleeping position is precisely what enables a bed to promote good health.

A straight spine

No matter whether you sleep on your front, back, or side, the most important factor to consider when choosing your mattress is that your spine is straight, or has a slight S-shaped curvature that occurs naturally, when lying down horizontally. That is the only way to avoid any harmful and painful pressure being exerted on the spinal discs, with the body in a state of relaxation.

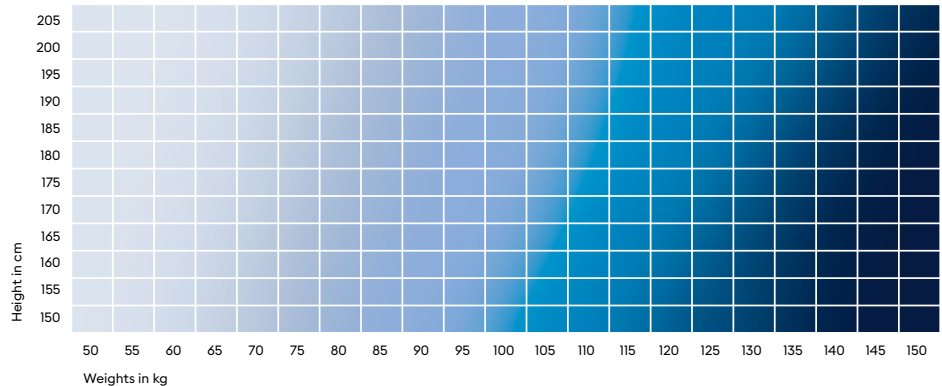


The key combination of “mattress and frame”

The interaction between the mattress and what is beneath it (slatted frame) is critical for optimal physical balance during sleep. The sleep system can only unlock its full functional potential if both components are of high quality and complement each other.

BICO system pressure distribution index

The interaction between the mattress and what is beneath it (slatted frame) is critical for optimal physical balance during sleep. The sleep system can only unlock its full functional potential if both components are of high quality and complement each other.



soft medium dura extra dura



bisco®



Mattresses

It's the detail that counts: It is not only the mattress cover and its materials that are decisive for optimal sleeping comfort, but also the mattress core. It offers the best possible support and pressure relief in the various body zones to ensure healthy sleep. For different needs, there are mattresses available in up to four degrees of hardness. However, as lying comfort is perceived very individually, the decision


for a specific model should only be made after extensive testing. All our mattresses are tested for the most important factors in our in-house SleepLab test centre: Ergonomics, climate, hygiene and durability. They are also certified by an independent organisation, the Centre for Occupational Medicine, Ergonomy and Hygiene (AEH, Zentrum für Arbeitsmedizin, Ergonomie und Hygiene AG).

Overview

All mattresses at a glance



Master



MasterLuxe

MasterPro

Page 10

Page 11

26 cm

26 cm

.

.

Catalogue page

Mattress height

(total height)

Selling price

(90×200cm)

Firmness

soft


medium

dura

extra dura



Clima



ClimaFine

ClimaPulse

ClimaLuxe

ClimaPro

Page 12

Page 13

Page 14

Page 15

26 cm

26 cm

24 cm

22 cm

.


.

.

.



Vita



VitaLuxe	VitaPro	VitaClass	VitaFeel	VitaSense
Page 16	Page 17	Page 18	Page 19	Page 20
26 cm	24 cm	22 cm	20 cm	17 cm
•	•	•	•	•

- | | | | | |
|-----------------------|-----------------------|-----------------------|-----------------------|-----------------------|
| <input type="radio"/> | <input type="radio"/> | <input type="radio"/> | <input type="radio"/> | <input type="radio"/> |
| <input type="radio"/> | <input type="radio"/> | <input type="radio"/> | <input type="radio"/> | <input type="radio"/> |
| <input type="radio"/> | <input type="radio"/> | <input type="radio"/> | <input type="radio"/> | <input type="radio"/> |
| <input type="radio"/> | | | | |

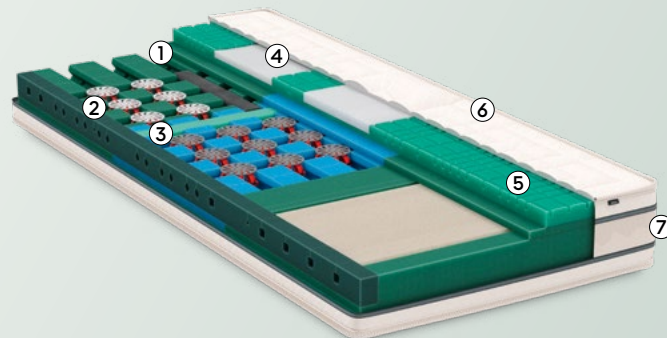
Children & Babies



Kids Star	Baby Elastica
Page 23	Page 23
15 cm	12 cm
•	•

MasterLuxe

Ergonomics and climate, combined to perfection. With the unique Wings technology for best ergonomics in all positions. The special hip architecture helps prevent the hip from sinking. TBS springs also in the pelvic zone for a gentle feel while lying down.



Firmness

This mattress is available in four different degrees of firmness. You can find the optimal mattress for you using the pressure distribution index on page 5.

- soft
- medium
- dura
- extra dura

- Article no. soft: H1254
- Article no. medium: H1255
- Article no. dura: H1256
- Article no. extra dura: H1257

Details

Mattress height

- Core height: 22 cm
- Total height: 26 cm

Cover

- 590 g/m² wool fleece with swisswool
- 200 g/m² Masterwool Deluxe
- 2 zips with welting
- Masterfit with Tencel® and Sensity™
- Cover removable and washable up to 60 °C

Specifications

- Mattress reversible (not rotatable)

Construction/Technology

- ① Wings technology for maximum comfort in every position
- ② Metal-free TBS spring elements in the shoulder/pelvic zone
- ③ Distinctive lumbar support
- ④ Pelvic and shoulder inserts made of soft ViscoAir
- ⑤ Pressure-relieving Evo-Pore VHRC with special pressure-relieving surface section
- ⑥ Dimensionally stable welting cover with Masterwool Deluxe and soft Tencel® fabric
- ⑦ Side edge with air-permeable mesh fabric

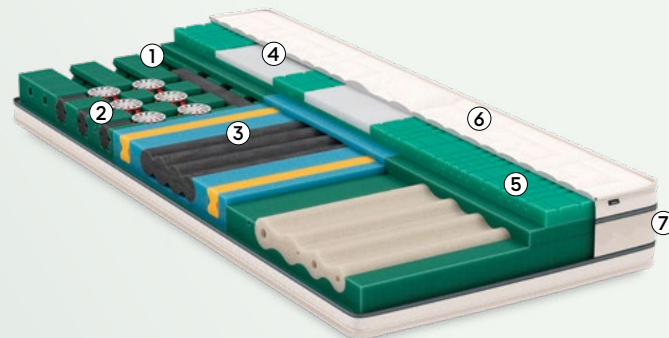
Sizes

Length/width in cm

	80/90	95	100	120	140	160	180	200
200/210	•	•	•	•	•	•	•	•
190/220	•	•	•	•	•	•	•	•

MasterPro

Ergonomics and climate, combined to perfection. With the unique Wings technology for the very best ergonomics in all positions. The special hip architecture helps prevent the hip from sinking.



Firmness

This mattress is available in three different degrees of firmness. You can find the optimal mattress for you using the pressure distribution index on page 5.

- soft
- medium
- dura

Article no. soft: H1251
 Article no. medium: H1252
 Article no. dura: H1253

Details

Mattress height

- Core height: 22 cm
- Total height: 26 cm

Cover

- 590 g/m² wool fleece with swisswool
- 200 g/m² Masterwool Deluxe
- 2 zips with welting
- Masterfit with Tencel® and Sensity™
- Cover removable and washable up to 60 °C

Specifications

- Mattress reversible (not rotatable)

Construction/Technology

- ① Wings technology for maximum comfort in every position
- ② Metal-free TBS spring elements in the shoulder zone
- ③ Pelvic comfort zone with pronounced lumbar support
- ④ Pelvic and shoulder inserts made of soft ViscoAir
- ⑤ Pressure-relieving Evo-Pore VHRC with special pressure-relieving surface section
- ⑥ Dimensionally stable welting cover with Masterwool Deluxe and soft Tencel® fabric
- ⑦ Side edge with air-permeable mesh fabric


Sizes

Length/width in cm

	80/90	95	100	120	140	160	180	200
200/210	•	•	•	•	•	•	•	•
190/220	•	•	•	•	•	•	•	•

ClimaFine

Core with Triple Body Support (TBS) spring elements and three-dimensional ventilation system provide you with a perfect bed climate and balanced body positioning. Additionally improved sinking of the shoulder zone thanks to soft shoulder inserts made of ViscoAir. Innovation from BICO: Core with EvoPore VHRC with increased restorative effect, special pressure relief and better ventilation.



Firmness

This mattress is available in four different degrees of firmness. You can find the optimal mattress for you using the pressure distribution index on page 5.

- soft
- medium
- dura
- extra dura

- Article no. soft: H1246
- Article no. medium: H1247
- Article no. dura: H1248
- Article no. extra dura: H1249

Details

Mattress height

- Core height: 22 cm
- Total height: 26 cm

Cover

- 590 g/m² wool fleece with swisswool
- 2 zips with welting
- ClimaFlow with Sensity™
- Cover removable and washable up to 60 °C

Specifications

- Mattress reversible in all directions

Construction/Technology

- ① Metal-free TBS spring elements in the shoulder/pelvic zone
- ② Distinctive lumbar support made of TBS spring elements with SiS technology
- ③ Edge support with air ducts
- ④ Distinctive pressure-relieving EvoPore VHRC with climate surface section
- ⑤ Shoulder insert made of soft ViscoAir
- ⑥ Dimensionally stable welting cover with air-permeable ClimaFlow fabric
- ⑦ Side edge with air-permeable mesh fabric


Sizes

Length/width in cm

	80/90	95	100	120	140	160	180	200
200/210	•	•	•	•	•	•	•	•
190/220	•	•	•	•	•	•	•	•

ClimaPulse

Core with Triple Body Support (TBS) spring elements and three-dimensional ventilation system in combination with the EvoPore material HRC provide you with a perfect bed climate and balanced body positioning. Very good sinking thanks to pressure-relieving shoulder inserts. Improved entry/exit thanks to reinforced side edge.



Firmness

This mattress is available in three different degrees of firmness. You can find the optimal mattress for you using the pressure distribution index on page 5.

- soft
- medium
- dura

Article no. soft: H1243
 Article no. medium: H1244
 Article no. dura: H1245

Details

Mattress height

- Core height: 22 cm
- Total height: 26 cm

Cover

- 590 g/m² wool fleece with swisswool
- 2 zips with welting
- ClimaFlow with Sensity™
- Cover removable and washable up to 60 °C

Specifications

- Mattress reversible in all directions

Construction/Technology

- ① Metal-free TBS spring elements in the shoulder/pelvic zone
- ② Distinctive lumbar support made of TBS spring elements with SiS technology
- ③ Edge support with air ducts
- ④ Pressure-relieving EvoPore HRC with climatic surface section
- ⑤ Shoulder insert made of EvoPore HRC
- ⑥ Air-permeable ClimaFlow fabric
- ⑦ Side edge with air-permeable mesh fabric


Sizes

Length/width in cm

	80/90	95	100	120	140	160	180	200
200/210	•	•	•	•	•	•	•	•
190/220	•	•	•	•	•	•	•	•

ClimaLuxe

Core with Triple Body Support (TBS) spring elements across all body zones. The three-dimensional ventilation system in combination with the hard-wearing BluePore comfort foam provides you with a perfect bed climate and balanced body positioning.



Firmness

This mattress is available in three different degrees of firmness. You can find the optimal mattress for you using the pressure distribution index on page 5.

- soft
- medium
- dura

Article no. soft: H1240
 Article no. medium: H1241
 Article no. dura: H1242

Details

Mattress height

- Core height: 20 cm
- Total height: 24 cm

Cover

- 590 g/m² wool fleece with swisswool
- 2 zips
- ClimaFlow with Sensity™
- Cover removable and washable up to 60 °C

Specifications

- Mattress reversible in all directions

Construction/Technology

- ① Metal-free TBS spring elements in the shoulder zone
- ② Distinctive lumbar support made of TBS spring elements with SiS technology
- ③ TBS spring elements for pelvic relief
- ④ Air-permeable ClimaFlow fabric
- ⑤ Side edge with air-permeable mesh fabric

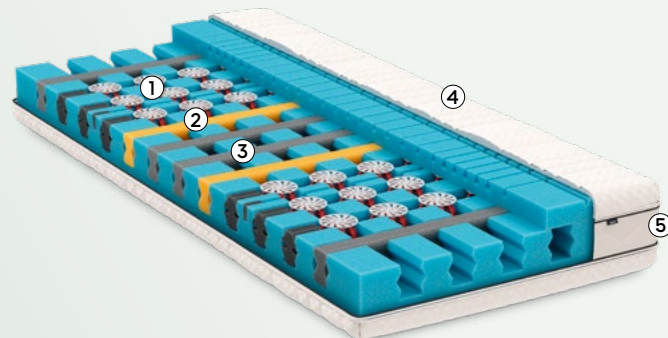
Sizes

Length/width in cm

	80/90	95	100	120	140	160	180	200
200/210	•	•	•	•	•	•	•	•
190/220	•	•	•	•	•	•	•	•

ClimaPro

Core with Triple Body Support (TBS) spring elements in the shoulder area in combination with comfortable support of the lumbar area and hip. The three-dimensional ventilation system in combination with the hard-wearing BluePore comfort foam provides a balanced bed climate and ergonomic positioning of the body.



Firmness

This mattress is available in three different degrees of firmness. You can find the optimal mattress for you using the pressure distribution index on page 5.

- soft
- medium
- dura

Details

Mattress height

- Core height: 18 cm
- Total height: 22 cm

Cover

- 590 g/m² wool fleece with swisswool
- 2 zips
- ClimaFlow with Sensity™
- Cover removable and washable up to 60 °C

Specifications

- Mattress reversible in all directions

Construction/Technology

- Metal-free TBS spring elements in the shoulder zone
- Insert for lumbar support
- Insert for pelvis relief
- Air-permeable ClimaFlow fabric
- Side edge with air-permeable mesh fabric

Sizes

Length/width in cm

	80/90	95	100	120	140	160	180	200
200/210	•	•	•	•	•	•	•	•
190/220	•	•	•	•	•	•	•	•

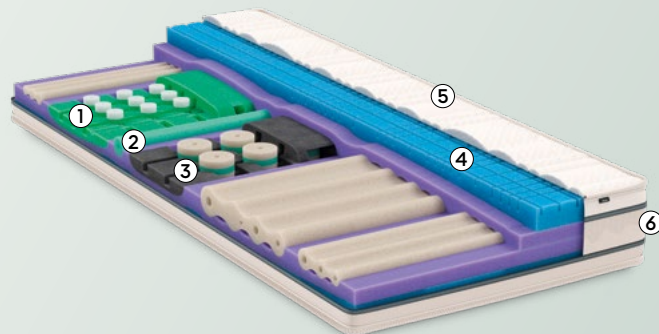
Article no. soft: H1237

Article no. medium: H1238

Article no. dura: H1239

VitaLuxe

Innovative relief and support modules ensure optimum regeneration of the spinal column and ergonomically correct positioning of the shoulder and pelvis. With the pronounced lumbar area, your lumbar vertebrae are particularly well supported.



Firmness

This mattress is available in four different degrees of firmness. You can find the optimal mattress for you using the pressure distribution index on page 5.

- soft
- medium
- dura
- extra dura

- Article no. soft: H1233
- Article no. medium: H1234
- Article no. dura: H1235
- Article no. extra dura: H1236

Details

- Mattress height**
- Core height: 22 cm
 - Total height: 26 cm
- Cover**
- 590 g/m² wool fleece with swisswool
 - 2 zips with welting
 - VitaZone with elastane and Sensity™
 - Cover removable and washable up to 60 °C

- Specifications**
- Mattress reversible (not rotatable)

Construction/Technology

- ① Sensitive shoulder relief modules made of EvoPore HRC and viscoelastic foam
- ② Active lumbar support
- ③ Relief and support modules made of EvoPore HRC and viscoelastic foam in the pelvic area
- ④ EvoPore HRC with cube cutting technology
- ⑤ Dimensionally stable welting cover with elastic VitaZone
- ⑥ Side edge with air-permeable mesh fabric

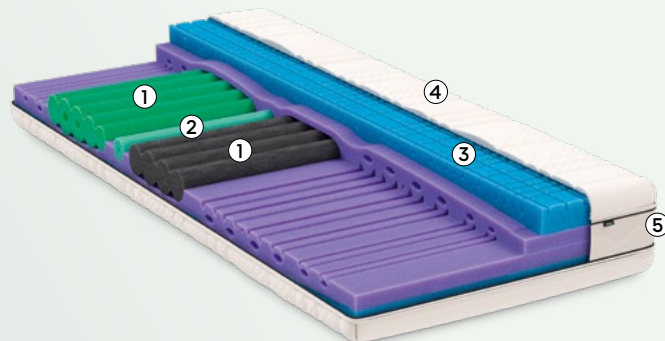
Sizes

Length/width in cm

	80/90	95	100	120	140	160	180	200
200/210	•	•	•	•	•	•	•	•
190/220	•	•	•	•	•	•	•	•

VitaPro

Body zone mattress with optimized relief of the shoulder and pelvic zones. Better sinking into the relief zones ensures pleasant lying comfort. Hardness grade “soft” is particularly suitable for very light people.



Firmness

This mattress is available in three different degrees of firmness. You can find the optimal mattress for you using the pressure distribution index on page 5.



Details

Mattress height

- Core height: 20 cm
- Total height: 24 cm

Cover

- 590 g/m² wool fleece with swisswool
- 2 zips
- VitaZone with elastane and Sensity™
- Cover removable and washable up to 60 °C

Specifications

- Mattress reversible (not rotatable)

Article no. soft: H1230
 Article no. medium: H1231
 Article no. dura: H1232

Construction/Technology

- ① Inserts for shoulder and pelvic relief
- ② Insert for lumbar support
- ③ Comfort layer with cube cut technology
- ④ VitaZone with elastane
- ⑤ Side edge with air-permeable mesh fabric


Sizes

Length/width in cm

	80/90	95	100	120	140	160	180	200
200/210	•	•	•	•	•	•	•	•
190/220	•	•	•	•	•	•	•	•

VitaClass

Comfortable sinking into the shoulder and pelvic zones for ideal relaxation. Thanks to the cube cutting technique of the cover panel, optimum point elasticity is achieved.



Firmness

This mattress is available in three different degrees of firmness. You can find the optimal mattress for you using the pressure distribution index on page 5.

- soft
- medium
- dura

Article no. soft: H1227
 Article no. medium: H1228
 Article no. dura: H1229

Details

- Mattress height**
- Core height: 18 cm
 - Total height: 22 cm
- Cover**
- 590 g/m² wool fleece with swisswool
 - 2 zips
 - VitaZone with elastane and Sensity™
 - Cover removable and washable up to 60 °C

- Specifications**
- Mattress reversible in all directions

Construction/Technology

- ① Insert for shoulder relief
- ② Insert for pelvis relief
- ③ Comfort layer with cube cut technology
- ④ VitaZone with elastane
- ⑤ Side edge with air-permeable mesh fabric

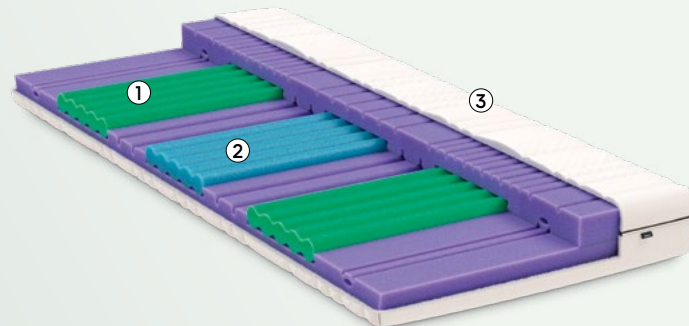
Sizes

Length/width in cm

	80/90	95	100	120	140	160	180	200
200/210	•	•	•	•	•	•	•	•
190/220	•	•	•	•	•	•	•	•

VitaFeel

The pronounced comfort zones in the shoulder and pelvic area ensure a very pleasant feel while lying down.



Firmness

This mattress is available in two different degrees of firmness. You can find the optimal mattress for you using the pressure distribution index on page 5.

medium dura

Details

Mattress height

- Core height: 16 cm
- Total height: 20 cm

Cover

- 390 g/m² wool fleece with swisswool
- 1 centre zip
- VitaZone with elastane and Sensity™
- Cover removable and washable up to 60 °C

Specifications

- Mattress reversible in all directions

Construction/Technology

- ① Insert for shoulder relief
- ② Insert for pelvis relief
- ③ VitaZone with elastane

Sizes

Length/width in cm


	80/90	95	100	120	140	160	180	200
200/210	•	•	•	•	•	•	•	•
190/220	•	•	•	•	•	•	•	•

Article no. medium: HI225

Article no. dura: HI226

VitaSense

Good relief of the shoulder zone thanks to ergonomic sinking. Optimum support of core functions through zoned mattress cover with elastane.



Firmness

This mattress is available in two different degrees of firmness. You can find the optimal mattress for you using the pressure distribution index on page 5.

medium dura

Article no. medium: HI223

Article no. dura: HI224

Details

Mattress height

- Core height: 14 cm
- Total height: 17 cm

Cover

- 390 g/m² wool fleece with swisswool
- 1 centre zip
- VitaZone with elastane and Sensity™
- Cover removable and washable up to 60 °C

Specifications

- Mattress reversible in all directions

Construction/Technology

- ① Insert for shoulder relief
- ② VitaZone with elastane

Sizes

Length/width in cm

	80/90	95	100	120	140	160	180	200
200/210	•	•	•	•	•	•	•	•
190/220	•	•	•	•	•	•	•	•

Mattress topper

Master

Optimum point elasticity for extra soft lying.
Made of 100% natural latex.

- Core: 2 × 1 cm natural latex, quilted
- Cover: 2 × 390 g/m² wool fleece with swisswool
- Material: Masterfit with Tencel® and Sensity™
- Core height: 2 cm
- Total height: 4 cm
- Fully washable up to 60 °C

Vita

The Vita mattress topper adapts perfectly to the body contour and offers optimum pressure relief thanks to the quilted ViscoAir.

- Core: 2 × 1 cm ViscoAir, quilted
- Cover: 2 × 390 g/m² wool fleece with swisswool
- Material: VitaZone with elastane and Sensity™
- Core height: 2 cm
- Total height: 4 cm
- Fully washable up to 60 °C

Clima

Optimum climate control thanks to Swiss virgin sheep's wool.

- Cover: 2 × 390 g/m² wool fleece with swisswool
- Material: ClimaFlow with Sensity™
- Total height: 3 cm
- Fully washable up to 60 °C



Sizes

Length/width in cm



	80/90	95/100	120	140	160	180	200
--	-------	--------	-----	-----	-----	-----	-----

200/210	•	•	•	•	•	•	•
---------	---	---	---	---	---	---	---

190/220	•	•	•	•	•	•	•
---------	---	---	---	---	---	---	---

Article no. medium: H1263 (Master)

Article no. medium: H1261 (Vita)

Sizes

Length/width in cm



	80/90	95/100	120	140	160	180	200
--	-------	--------	-----	-----	-----	-----	-----

200/210	•	•	•	•	•	•	•
---------	---	---	---	---	---	---	---

190/220	•	•	•	•	•	•	•
---------	---	---	---	---	---	---	---

Article no. medium: H1262 (Clima)



Children & baby mattresses

The quality of the mattress is crucial as soon as the baby grows up to be a toddler, because good sleep ensures a restful night and a good

start to the next day, even for the youngsters. Sleep has a great influence on the development of the baby.

Kids Star & Baby Elastica

For the comfort of your baby and your toddler



Kids Star

- The supporting strength is optimally adapted to the needs of children
- For the best possible hygiene, the cover is easily removable and washable up to 60 °C
- mattress height: 15 cm

Sizes

Length/width in cm

	90
190/200	•
Article no.: H1086	




Baby Elastica

- The reversible reclining sides are ideally suited for your baby and toddler
- The mattress adapts quickly and individually to the growing body
- Pressure-relieving lying zones ensure a particularly comfortable feel while lying down
- The cover can be removed in a few easy steps and is washable up to 60 °C
- mattress height: 12 cm

Sizes

Length/width in cm

	60	70
120	•	-
130	•	-
140	-	•
Article no.: H1099		





Slat bases

The role of the slat base is to provide the right basis for healthy sleep. The BICO slat base are matched to the mattresses so that they offer

optimal ergonomics and good balance for the body.

Overview

All slat bases at a glance



Basic model, not adjustable



Head adjustment



Head/foot adjustment



Upper body adjustment



Head/foot adjustment with seat wedge



Upper body/foot and leg adjustment



Head/foot and leg adjustment



Adjustable in all sitting and lying positions
(without foot lowering)



Adjustable in all sitting and lying positions
(incl. foot lowering)

Motorised models




bico-flex®

M4



Swing-flex®
Mobiletto

M3




bico-flex®
Swing-flex®

M2


	M4	M3	M2
Head adjustment	○	○	△
Head/foot adjustment			
Upper body adjustment	○	○	○
Head/foot adjustment with seat wedge			
Upper body/foot and leg adjustment	○	○	○
Head/foot and leg adjustment	○	○	○
Adjustable in all sitting and lying positions (without foot lowering)	○	○	△
Adjustable in all sitting and lying positions (incl. foot lowering)	○		

Manually adjustable models



bico-flex®
Swing-flex®

C



bico-flex®
Swing-flex®

B




bico-flex®
Swing-flex®
Starlet-flex®
Piatto

A



Basic model



bico-flex®
Swing-flex®
Piatto

O



- Motorised adjustment
- △ Manual adjustment
- Not adjustable

bico-flex®

The bico-flex® slat base exceeds all your expectations in terms of design and comfort. The silver anodised aluminium frame, the Hytrel® spring elements in timeless white and the whitewashed beechwood slats give it a very special look. Thanks to the various adjustment options, you will experience holistic bodily recovery. The Original with the yellow slat since 1972.



Construction/Technology

- ① Revolutionary shoulder comfort zone: gentle lying comfort in the shoulder area thanks to lowered wooden slat with comfort foam construction. Bordered with shapely and breathable 3D textile fabric.
- ② Newly developed middle zone setting: Support strength regulation in the pelvic area by means of easy-to-operate rocker arms. The adjustment options via four pairs of female multipoint connectors offer flexible adaptation to your personal requirements.
- ③ Smart lumbar adjustment: easily accessible adjustment of the support strength in the lumbar area by means of control elements located at the top. Three strength levels can be selected to optimally support your lumbar vertebrae.
- ④ Spring system: The core element of the bico-flex® is the so-called C-spring system, which enables flexible positioning of the body in any sleeping position. The spring with spring travel from 3 cm is made of fatigue-free Hytrel® plastic and ensures maximum durability over many years.



bico-flex® M4

Model with 4 drives

Individually selectable head, upper body and knee section and adjustable foot section. Mattress stopper included. Ground clearance for drives: 12 cm. Total height: 11.5 cm

Article no. H2112

Article no. H4614, synchronous cable CHF 40.-


Sizes

Length/width in cm

	80/90	95/100	120	140	160*	180*
200/210	•	•	•	•	•	•
190/220	•	•	•	•	•	•

* From a lying width of 160 cm two-part slat base.

Actual dimensions length - 3 cm / width - 2 cm.



bico-flex® M2

Model with 2 drives

Individually selectable sitting and knee adjustability. Headrest manually adjustable. Mattress stopper included. Ground clearance for drives: 12 cm. Total height: 11.5 cm

Article no. H2111

Article no. H4614, synchronous cable CHF 40.-

Sizes

Length/width in cm

	80/90	95/100	120	140	160*	180*
200/210	•	•	•	•	•	•
190/220	•	•	•	•	•	•



bico-flex® C

Model with head and foot elevation and seat wedge

Slat base with additional multi-stage adjustable seat mechanism. The construction allows a seat angle of up to 60°, providing a comfortable sitting position. Mattress stopper included.

Total height: 11.5 cm

Article no. H2110

Sizes

Length/width in cm

	80/90	95/100	120	140	160*	180*
200/210	•	•	•	•	•	•
190/220	•	•	•	•	•	•

* From a lying width of 160 cm two-part slat base.

Actual dimensions length - 3 cm / width - 2 cm.

Slat bases 30



bico-flex® B

Model with head and foot elevation

Insertion frame with additional multi-stage adjustable foot elevation; adjustment height up to 13 cm. Head and foot elevation individually adjustable. Total height: 11.5 cm

Article no. H2109

Sizes

Length/width in cm

	80/90	95/100	120	140	160*	180*
200/210	•	•	•	•	•	•
190/220	•	•	•	•	•	•



bico-flex® A

Model with head elevation

Insertion frame with multi-stage adjustable headrest.

Total height: 11.5 cm

Article no. H2108

Sizes

Length/width in cm

	80/90	95/100	120	140	160*	180*
200/210	•	•	•	•	•	•
190/220	•	•	•	•	•	•

* From a lying width of 160 cm two-part slat base.

Actual dimensions length - 3 cm / width - 2 cm.



bico-flex® 0

Model not adjustable

Not adjustable, with full lying comfort.

Total height: 11.5 cm

Article no. H2107

Sizes


Length/width in cm

	80/90	95/100	120	140	160*	180*
200/210	•	•	•	•	•	•
190/220	•	•	•	•	•	•



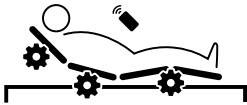
Swing-flex®

The Swing-flex® slat base optimally combines functionality with aesthetics. The modern, laminated wood frame catches the eye with its attractive design. The sevenfold glued beech wood spring slats present a revolutionary cross-section. Your lumbar vertebrae can be ideally supported by the individually adjustable lumbar slider. Thanks to the special shoulder comfort zone and the adjustable centre zone reinforcement, you enjoy even more comfort.



Construction/Technology

- ① Optimally supporting lumbar adjustment
 - ② Individually adjustable middle zone slider, mounted on additional multipoint connector, supports the body in the required zones
 - ③ Highly flexible shoulder zone owing to narrower beech wood slats
- Low-noise, fully insulated and tested drives
 - Mains disconnection for protection against electromagnetic fields
 - Emergency lowering in the event of a power failure
 - Solid plywood frame
 - Total height: 10.5 cm



Swing-flex® M3

Model with 3 drives

Individually selectable head, seat and recline adjustability.
 Stepless mechanics. Mattress stopper included. With radio control.
 With electrically adjustable seat mechanism and headrest.
 Ground clearance for drives: 12 cm. Total height: 10,5 cm

Article no. H2095

Sizes

Length/width in cm

	80/90	95/100	120	140	160*	180*
200/210	•	•	•	•	•	•
190/220	•	•	•	•	•	•

* From a lying width of 160 cm two-part slat base.

Actual dimensions length - 3 cm / width - 2 cm.



Swing-flex® M2

Model with 2 drives

Individually selectable seat and recline adjustability.
 Stepless mechanics. Mattress stopper included. With radio control.
 With electrically adjustable seat mechanism.
 Ground clearance for drives: 12 cm. Total height: 10,5 cm

Article no. H2094

Sizes

Length/width in cm

	80/90	95/100	120	140	160*	180*
200/210	•	•	•	•	•	•
190/220	•	•	•	•	•	•



Swing-flex® C

Model with head and foot elevation and seat wedge

Slat base with additional multi-stage adjustable seat mechanism. Mattress stopper included.

Total height: 10.5 cm

Article no. H2093

Sizes

Length/width in cm

	80/90	95/100	120	140	160*	180*
200/210	•	•	•	•	•	•
190/220	•	•	•	•	•	•

* From a lying width of 160 cm two-part slat base.

Actual dimensions length - 3 cm / width - 2 cm.



Swing-flex® B

Model with head and foot elevation

Insertion frame with additional multi-stage adjustable foot elevation; adjustment height up to 15 cm.

Total height: 10.5 cm

Article no. H2092

Sizes

Length/width in cm

	80/90	95/100	120	140	160*	180*
200/210	•	•	•	•	•	•
190/220	•	•	•	•	•	•



Swing-flex® A

Model with head elevation

Total height: 10,5 cm

Article no. H2091

Sizes

Length/width in cm

	80/90	95/100	120	140	160*	180*
200/210	•	•	•	•	•	•
190/220	•	•	•	•	•	•

* From a lying width of 160 cm two-part slat base.

Actual dimensions lenght - 3 cm / width - 2 cm.



Swing-flex® 0

Model not adjustable

Total height: 10,5 cm

Article no. H2090

Sizes

Length/width in cm

	80/90	95/100	120	140	160*	180*
200/210	•	•	•	•	•	•
190/220	•	•	•	•	•	•





Swing-flex® Couch M3

Couch Model with electrically adjustable seat mechanism and headrest, 3 drives, 3-sided without headboard

Footboard and feet included. Polished metal feet, 20 cm high.

Footboard and headboard (optional) made of solid wood (beech), 18 cm or 40 cm high (optional). Available in different colour variants, additional charge for special colours. Also available with rolling feet or metal runners on request.

Total height: 28 cm

Article no. H3165

Sizes

Length/width in cm

	80/90	95/100	120	140	160*	180*
200/210	•	•	•	•	•	•
190/220	•	•	•	•	•	•

* From a lying width of 160 cm two-part slat base.

Actual dimensions width - 2 cm.



Swing-flex® Couch M2

Couch Model with electrically adjustable seat mechanism, 2 drives

Footboard and feet included. Polished metal feet, 20 cm high.

Footboard and headboard (optional) made of solid wood (beech), 18 cm or 40 cm high (optional). Available in different colour variants, additional charge for special colours. Also available with rolling feet or metal runners on request.

Total height: 28 cm

Article no. H3164

Sizes

Length/width in cm

	80/90	95/100	120	140	160*	180*
200/210	•	•	•	•	•	•
190/220	•	•	•	•	•	•



Swing-flex® Couch C

Couch model with head and foot elevation as well as seat wedge, 3-sided without headboard

Footboard and feet included. Polished metal feet, 20 cm high. Footboard and headboard (optional) made of solid wood (beech), 18 cm or 40 cm high (optional). Available in different colour variants, additional charge for special colours. Also available with rolling feet or metal runners on request. Total height: 28 cm

Article no. H3163

Sizes

Length/width in cm

	80/90	95/100	120	140	160*	180*
200/210	•	•	•	•	•	•
190/220	•	•	•	•	•	•

* From a lying width of 160 cm two-part slat base.

Actual dimensions width - 2 cm.



Swing-flex® Couch B

Couch model with head and foot elevation, 3-sided without headboard

Footboard and feet included. Polished metal feet, 20 cm high. Footboard and headboard (optional) made of solid wood (beech), 18 cm or 40 cm high (optional). Available in different colour variants, additional charge for special colours. Also available with rolling feet or metal runners on request. Total height: 28 cm

Article no. H3162

Sizes

Length/width in cm

	80/90	95/100	120	140	160*	180*
200/210	•	•	•	•	•	•
190/220	•	•	•	•	•	•

Colour variations:



- Ⓐ Beech natural, Article no. 8000
- Ⓑ Beech natural white, Article no. 8001
- Ⓒ Beech white lacquered, Article no. 8007





Swing-flex® Couch A

Couch model with head elevation position,
3-sided without headboard

Footboard and feet included. Polished metal feet, 20 cm high.
Footboard and headboard (optional) made of solid wood (beech),
18 cm or 40 cm high (optional). Available in different colour va-
riants, additional charge for special colours. Also available with
rolling feet or metal runners on request. Total height: 28 cm

Article no. H3161

Sizes

Length/width in cm

	80/90	95/100	120	140	160*	180*
200/210	•	•	•	•	•	•
190/220	•	•	•	•	•	•

* From a lying width of 160 cm two-part slat base.

Actual dimensions width - 2 cm.

Slat bases 38



Headboard for all Swing- Flex® Couches

Article no. H4561 (18 cm)
Article no. H4560 (40 cm)

Sizes

Length/width in cm

	90	95	100	120	140	160	180
18	•	•	•	•	•	•	•
40	•	•	•	•	•	•	•

Colour variations:



- Ⓐ Beech natural, Article no. 8000
- Ⓑ Beech natural white, Article no. 8001
- Ⓒ Beech white lacquered, Article no. 8007



Piatto A

Model with head elevation

Extremely flat slatbase. Reinforced and multi-bonded plywood frame, sevenfold glued beech wood slats and soft shoulder zone.
Total height: 3 cm

Article no. H2071

Sizes

Length/width in cm

	80	90	120	140	160*	180*
200/210	•	•	•	•	•	•
190/220	•	•	•	•	•	•

* From a lying width of 160 cm two-part slat base.

Actual dimensions lenght - 3 cm / width - 2 cm.



Piatto 0

Model not adjustable

Extremely flat slatbase. Reinforced and multi-bonded plywood frame, sevenfold glued beech wood slats and soft shoulder zone.
Total height: 3 cm

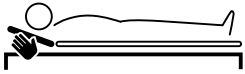
Article no. H2070

Sizes

Length/width in cm

	80	90	120	140	160*	180*
200/210	•	•	•	•	•	•
190/220	•	•	•	•	•	•





Starlet-flex® A

Model with head elevation

Solid plywood frame. 28 multiple glued spring slats. Shoulder comfort zone. Central zone reinforcement. Adjustable headboard.
Total height: 7 cm

Article no. H2010

Sizes

Length/width in cm

	80/90	95/100	120	140	160*	180*
200/210	•	•	•	•	•	•
190/220	•	•	•	•	•	•

* From a lying width of 160 cm two-part slat base.

Actual dimensions length - 3 cm / width - 2 cm.

Slat bases 40



Primo Couch A

Primo Couch model with head elevation

The Primo Couch is the proven bed variant for the Primo slat base, extended with footboard (16 cm) and feet. A headboard is also available. Total height: 28 cm

Article no. H3060

Article no. H4552 (Headboard)

Sizes

Length/width in cm

	90	120	140	160
200	•	•	•	•
190	•	•	•	•
16 (Headboard)	•	•	•	•

Colour variations:



A



B



C



D

- Ⓐ Beech, Article no. 8016
- Ⓑ Maple, Article no. 8017
- Ⓒ Walnut, Article no. 8018
- Ⓓ White, Article no. 8019



Primo Slat bases 0

Primo slat base model with head elevation

The solid plywood frame stand with multiple glued spring slats with individually adjustable central zone reinforcement. Décor: Beech. Total height: 8 cm

Article no. H2020

Sizes

Length/width in cm

	80/90	95/100	120	140	160*	180*
200	•	•	•	•	•	•
190	•	•	•	•	•	•

* From a lying width of 160 cm two-part slat base.

Actual dimensions width - 2 cm.





bico
selection

BICO Selection

In addition to the mattress, the sleeping environment plays a decisive role in healthy sleep. Because it is the combination of details that turns a normal sleeping area into a comfort zone at night. With BICO Selection, the choice of accessories blend into a

harmonious whole. Whether bed frames, duvets, pillows, protective covers, plaids or room fragrances – everything contributes to a sense of well-being while sleeping, which is important for body and soul.



MasterLuxe Duvet Eider

Noble manufactory duvet from the best of what nature has to offer – hand-picked.



Cover: 100% silk, distinctly high-quality crepe satin, made of noble mulberry silk, down-proof, hydrophilic
Filling: 100% eiderdown from Iceland, hand cleaned, disinfected in a steam bath and hand-picked
Care instructions: not washable
Origin: Swiss Made, VSB

Article no. H4058 (Cassettino)
 Article no. H4054 (Caro)
 Article no. H4055 (Caro Light)
 Article no. H4056 (Caro Superlight)

Sizes

Length/width in cm

	Cassettino	Caro	Caro Light	Caro Superlight
Heat point	●●●●	●●●○	●●○○	●○○○
160 × 210	•	•	•	•
160 × 240	•	•	•	•
200 × 210	•	•	•	•
240 × 240	•	•	•	•

MasterPro Duvet

The finest Swiss batiste makes this duvet particularly cosy. The weave and finish ensure an especially fast moisture transport and best air circulation.



Cover: 100% cotton, finest Swiss batiste, hydrophilic and breathable
Filling: 100% new, pure, especially large flaked European Goose down, white
Care instructions: washable up to 60 °C and tumble drying
Origin: Swiss Made, VSB, downpass certified

Article no. H4064 (Warm)
 Article no. H4065 (Classic)
 Article no. H4066 (Light)
 Article no. H4067 (Superlight)

Sizes

Length/width in cm

	Warm	Classic	Light	Superlight
Heat point	●●●●	●●●○	●●○○	●○○○
160 × 210	•	•	•	•
160 × 240	•	•	•	•
200 × 210	•	•	•	•
240 × 240	•	•	•	•



Master Classic Arve

Cover: 100% cotton

Outer filling: 100% new, pure, especially large flaked European goose down, white

Inner filling: Mixture of 60% pure new wool and 40% Swiss stone pine

Care instructions: washable up to 60 °C and tumble drying, outer cover only

Origin: Swiss Made, VSB, downpass certified

Article no. H4219

Sizes

Length/width in cm

50 x 70	•
65 x 65	•
65 x 100	•

Master Classic Fibre

Cover: 100% cotton

Outer filling: 100% new, pure, especially large flaked European goose down, white

Inner filling: Dimensionally stable high-tech fibre filling/100% polyester, fibre balls

Care instructions: washable up to 60 °C and tumble drying, outer cover only

Origin: Swiss Made, VSB, downpass certified

Article no. H4220

Sizes

Length/width in cm

50 x 70	•
65 x 65	•
65 x 100	•

Master Classic Piuma

Cover: 100% cotton

Outer filling: 100% new, pure, especially large flaked European goose down, white

Inner filling: 100% new, pure goose feathers, white

Care instructions: washable up to 60 °C and tumble drying, only outer shell

Origin: Swiss Made, VSB, downpass certified

Article no. H4221

Sizes

Length/width in cm

50 x 70	•
65 x 65	•
65 x 100	•

ClimaLuxe Duvet

The patented climatic zone system keeps the sleeping temperature in the comfort zone and any excess heat is quickly removed.



Cover: high-quality, 100% cotton, with climate zones made of high-tech fibre fabric

Filling: 90% new, pure, especially large flakes European goose down, white, 10% finest feathers

Care instructions: washable up to 60 °C and tumble drying

Origin: Swiss Made, VSB, downpass certified

Article no. H4085 (Warm)

Article no. H4086 (Classic)

Article no. H4087 (Light)

Article no. H4088 (Superlight)

Sizes

Length/width in cm

	Warm	Classic	Light	Superlight
Heat point	●●●●	●●●○	●●○○	●○○○
160 × 210	•	•	•	•
160 × 240	•	•	•	•
200 × 210	•	•	•	•
240 × 240	•	•	•	•

ClimaPro Duvet

High-quality goose down in combination with the silky soft Outlast® fibre reduces body temperature peaks that can cause insomnia.



Cover: 100% cotton

Filling: Mixing ratio: 50% down (new, pure, European goose down, white, 10% finest feathers) to 50% viscose 90% (100% viscose, Outlast® PCM)

Care instructions: washable up to 60 °C and tumble drying

Origin: Swiss Made, VSB

Article no. H4096 (Classic)

Article no. H4097 (Light)

Article no. H4098 (Superlight)

Sizes

Length/width in cm

	Classic	Light	Superlight
Heat point	●●●○	●●○○	●○○○
160 × 210	•	•	•
160 × 240	•	•	•
200 × 210	•	•	•
240 × 240	•	•	•

ClimaLuxe

Support cushion with options for an ideal lying position – thanks to two breathable, visco-elastic foam inserts that can be freely combined.



Vario

Cover: 100% cotton, quilted with polyester microfibre

Outer filling: 100% polyester, microfibre

Core: two inserts of visco special foam

Care instructions: washable up to 60 °C (without inserts) and tumble drying

Origin: Swiss Made

Vario Nature

Cover: 100% cotton

Outer filling: 70% duck down white, 30% feathers

Core: two inserts of visco special foam

Care instructions: washable up to 60 °C (without inserts) and tumble drying

Origin: Swiss Made

Article no. H4224 (Vario)

Article no. H4227 (Vario Nature)

Sizes

Length/width in cm

	Vario	Vario Nature
50 x 70	•	•

ClimaLuxe Classic

Classic down pillow with climatic zones – an optimal combination for all those who want a classic pillow with the advantages of innovative climate control.



Cover: 100% cotton, with climate zones of Filling: 70% goose feather, white, 30% down

Care instructions: washable up to 60 °C and tumble drying

Origin: Swiss Made, downpass certified

Article no.: H4222

Sizes

Length/width in cm

50 x 70	•
65 x 65	•
65 x 100	•

VitaLuxe[®] Duvet

High-quality goose down is combined with a temperature-regulating Outlast[®] high-tech knitted fabric. The duvet is moisture-regulating and breathable.



Cover: 100% cotton, finest Swiss batiste, hydrophilic and breathable, with underlaid Outlast[®] knitted fabric, with body zoning

Filling: 90% new, pure goose down, white, 10% feathers

Care instructions: washable up to 60 °C and tumble drying

Origin: Swiss Made, VSB, downpass certified

Article no. H4104 (Warm)

Article no. H4105 (Classic)

Article no. H4106 (Light)

Article no. H4107 (Superlight)

Sizes

Length/width in cm

	Warm	Classic	Light	Superlight
Heat point	●●●●	●●●○	●●○○	●○○○
160 × 210	•	•	•	•
160 × 240	•	•	•	•
200 × 210	•	•	•	•
240 × 240	•	•	•	•

VitaLuxe



Natur

Cover: 100% cotton

Filling: filled with high quality down and integrated headrest. 90% new, pure duck down, white, 10% feathers. Removable support made from 100% polyurethane, viscose foam

Care instructions: washable up to 60 °C and tumble drying (except inlays)

Origin: Swiss Made, downpass certified

Classic

Cover: 100% cotton

Filling: with integrated headrest made of 70% polyester, hollow fibre, 30% lyocell. Removable support made from 100% polyurethane, viscose foam

Care instructions: washable up to 60 °C and tumble drying (except inlays)

Origin: Swiss Made

Article no. H4226 (Natur)

Article no. H4225 (Classic)

Sizes

Length/width in cm

Natur

50 x 70 •

Classic

50 x 70 •

VitaPro Classic



Cover: 100% polyester, soft, light microfibre fabric, quilted with 100% polyester AIRFILL 95

Filling: Unique 3-layer core made of open-pore, viscoelastic foam, firm latex and a foam insert

Care instructions: washable up to 95 °C and tumble drying (except inlays)

Origin: Made in Germany

Article no.: H4228

Sizes

Length/width in cm

50 x 70 •

Overview

Weights of duvets and pillows at a glance

MasterLuxe Duvet Eider



Filling: 100% eiderdown from Iceland, hand cleaned, disinfected in a steam bath and hand-picked

Size	160x210	160x240	200x210	240x240
Cassettino	700 g	800 g	980 g	1220 g
Caro	610 g	700 g	770 g	1060 g
Caro Light	480 g	550 g	610 g	840 g
Caro Superlight	270 g	310 g	340 g	470 g

MasterPro Duvet



Filling: 100% new, pure, especially large flaked European Goose down, white

Size	160x210	160x240	200x210	240x240
Warm	750 g	860 g	940 g	1290 g
Classic	550 g	630 g	690 g	940 g
Light	450 g	510 g	560 g	770 g
Superlight	260 g	300 g	320 g	450 g

Master Classic Arve



Outer filling: 100% new, pure, especially large flaked European goose down, white
Inner filling: Mixture of 60% pure new wool and 40% Swiss stone pine

Size	50x70	65x65	65x100
	130 g +600 g	160 g +700 g	250 g +110 g

Master Classic Fiber



Outer filling: 100% new, pure, especially large flaked European goose down, white
Inner filling: Dimensionally stable high-tech fibre filling/ 100% polyester, fibre balls

Size	50x70	65x65	65x100
	130 g +300 g	160 g +360 g	250 g +560 g

Master Classic Piuma



Outer filling: 100% new, pure, especially large flaked European goose down, white
Inner filling: 100% new, pure goose feathers, white

Size	50x70	65x65	65x100
	250 g +950 g	160 g +620 g	250 g +950 g

ClimaLuxe^{Duvet}



Filling: 90% new, pure, especially large flakes European goose down, white, 10% finest feathers

160 X 210 160 X 240 200 X 210 240 X 240

800 g 910 g 1000 g 1370 g

550 g 650 g 700 g 950 g

350 g 400 g 440 g 600 g

240 g 270 g 300 g 410 g

ClimaPro^{Duvet}



Filling: Mixing ratio: 50% down (new, pure, European goose down, white, 10% finest feathers) to 50% viscose 90% (100% viscose, Outlast® PCM)

160 X 210 160 X 240 200 X 210 240 X 240

— — — —

700 g 800 g 880 g 1200 g

500 g 570 g 620 g 860 g

300 g 340 g 380 g 510 g

VitaLuxe^{Duvet}



Filling: 90% new, pure goose down, white, 10% feathers

160 X 210 160 X 240 200 X 210 240 X 240

750 g 860 g 940 g 1290 g

500 g 570 g 620 g 860 g

350 g 400 g 440 g 600 g

240 g 270 g 300 g 410 g

ClimaLuxe Classic



Filling: 70% goose feather, white, 30% down

50 X 70 65 X 65 65 X 100

620 g 750 g 1150 g

VitaLuxe Natur



Filling: filled with high quality down and integrated headrest. 90% new, pure duck down, white, 10% feathers. Removable support made from 100% polyurethane, viscose foam

50 X 70 65 X 65 65 X 100

600 g — —

VitaLuxe Classic



Filling: Unique 3-layer core made of open-pore, viscoelastic foam, firm latex and a foam insert

50 X 70 65 X 65 65 X 100

600 g — —

Bed linen

BICO bed linen stimulates the imagination – with an artistic touch and reminiscent of Swiss tradition, nature and origin.



Squares blue

Front squares, back plain

100% cotton, satin
Pillow with envelope closure.
Duvet with zip.

Article no. H4037 (pillow case)
Article no. H4038 (duvet cover)



Sizes

Length/width in cm

pillow case

50 x 70

•

65 x 65

•

65 x 100

•

duvet cover

160 x 210

•

200 x 210

•



Squares brown

Front squares, back plain

100% cotton, satin
Pillow with envelope closure.
Duvet with zip.

Article no. H4042 (pillow case)
Article no. H4043 (duvet cover)



Sizes

Length/width in cm

pillow case

50 x 70	•
65 x 65	•
65 x 100	•

duvet cover


160 x 210	•
200 x 210	•

Squares mint

Front squares, back plain

100% cotton, satin
Pillow with envelope closure.
Duvet with zip.

Article no. H4044 (pillow case)
Article no. H4045 (duvet cover)



Sizes

Length/width in cm

pillow case

50 x 70	•
65 x 65	•
65 x 100	•

duvet cover

160 x 210	•
200 x 210	•

Landscape aqua

Front and back have the same design

100% cotton, satin
Pillow with envelope closure.
Duvet with zip.

Article no. H4035 (pillow case)
Article no. H4036 (duvet cover)

Sizes

Length/width in cm

pillow case

50 x 70	•
65 x 65	•
65 x 100	•

duvet cover

160 x 210	•
200 x 210	•



Silhouette white

Front and back have the same design

100% mercerised cotton yarn
Pillow with envelope closure.
Duvet with zip.

Article no. H4046 (pillow case)
Article no. H4047 (duvet cover)

Sizes


Length/width in cm

pillow case

50 x 70	•
65 x 65	•
65 x 100	•

duvet cover

160 x 210	•
200 x 210	•



Fitted sheet white

100% cotton, satin
Suitable for all BICO mattresses

Article no. H4300

Sizes

Length/width in cm

100 x 200 x 26

•

160 x 200 x 26

•

180 x 200 x 26

•



Fitted sheet blue

100% cotton, satin
Suitable for all BICO mattresses

Article no. H4301

Sizes

Length/width in cm

100 x 200 x 26

•

160 x 200 x 26

•

180 x 200 x 26

•



Cushion covers

The covers for decorative cushions have been developed to match the bed linen and round off the homely ambience.

Silhouette grey

With silhouette pattern, available in white/grey

85% cotton, 15 % polyacrylic
Cushion cover without filling
Made in Austria

Sizes

Length/width in cm

50 x 50 •

Article no. H4009



Silhouette brown

With silhouette pattern, available in beige/dark grey

85% cotton, 15 % polyacrylic
Cushion cover without filling
Made in Austria

Sizes

Length/width in cm

50 x 50 •

Article no. H4004



Swiss skyline brown

Flannel cushion cover in brown shades,
depicting Swiss mountain ranges

85% cotton, 8% viscose and 7% polyacrylic
Cushion cover without filling
Made in Austria

Sizes

Length/width in cm

50 x 50 •

Article no. H4014



Swiss skyline grey

Flannel cushion cover in grey shades,
depicting Swiss mountain ranges

85% cotton, 8% viscose and 7% polyacrylic
Cushion cover without filling
Made in Austria

Sizes

Length/width in cm

50 x 50 •

Article no. H4019



Plaids

The high-quality blankets perfectly match the bed linen and were designed to replicate their silhouette pattern as a cosy plaid.

Silhouette grey

With silhouette pattern, available in white/grey

85% cotton, 15% polyacrylic
Made in Austria

Article no. H4026

Sizes

Length/width in cm

130 x 200 •



Silhouette brown

With silhouette pattern, available in beige/dark grey

85% cotton, 15% polyacrylic
Made in Austria

Article no. H4025

Sizes

Length/width in cm

130 x 200 •



Swiss skyline brown

Velour day blanket in brown tones,
depicting Swiss mountain ranges


85% cotton, 8% viscose and 7% polyacrylic
Made in Austria

Article no. H4027

Sizes

Length/width in cm

130 x 200 •



Swiss skyline grey

Velour day blanket in grey shades,
depicting Swiss mountain ranges


85% cotton, 8% viscose and 7% polyacrylic
Made in Austria

Article no. H4028

Sizes

Length/width in cm

130 x 200 •



Room fragrances

The room fragrances were developed exclusively for BICO. Typical Swiss fragrances seduce the senses and create a pleasant feel-good atmosphere.



Chalet

Comfortable, relaxing blend with characteristic Swiss wood notes.

Fragrances

- top notes: Spruce/pine needles
- middle notes: White fir/Swiss stone pine
- base notes: Musk/vanilla

Article no.: H5033 (Diffuser Chalet)

Article no.: H5030 (Candle Chalet)

Article no.: H5034 (Diffuser Alpin)

Article no.: H5031 (Candle Alpin)

Article no.: H5035 (Diffuser Lago)

Article no.: H5032 (Candle Lago)

Alpin

A symbiosis of mountain ruggedness and the protective warmth of the home.

Fragrances

- top notes: Mountain Mint/violet
- middle notes: Alpine rose/lavender
- base notes: Swiss stone pine/spruce/musk

Fragrance diffuser

250 ml

Swiss Made

Lago

Morning freshness and energy of a restful night.

Fragrances

- top notes: Verbena/grapefruit
- middle notes: Iris/lavender/fig
- base notes: Musk/Swiss stone pine

Scented candle

190 g

Handmade in France

A close-up photograph of a white bed. Two pillows are visible: one with a colorful, multi-colored checkered pattern (brown, white, blue, orange, green, pink) and another with a textured, brown fabric. The bed is set against a dark grey background, and a branch of reddish-brown leaves is visible on the right side.

Beds

It is not only the correct mattress and the right insert frame that play a crucial role in healthy sleep, but also the bed. You will find a wide selection with us. From classic, timeless

models such as the Lenco bed, to functional comfort beds with Lift. All models are available in many combination variants.

Lenco

Classic bed frame with real beech wood veneer. Corner elements rounded. Let yourself be won over by the numerous combination options.



Sizes

Length/width in cm

Article no.: H3082 (with conical wooden feet, 20cm)

Article no.: H3089 (with metal cylinder feet color quartz, 20cm)

	90	95/100	120	140	160	180
200	•	•	•	•	•	•
190	•	•	•	•	•	•

optional available in different heights or with wooden cylinder feet

Accessories

Sizes

Length/width in cm

Dimensions B × W × H: 50 × 30 × 36 cm

Article no. H4570 (Headboard)

Article no. H4502 (lacquered skids)

Article no. H4611 (chromed skids)

Article no. H4593 (Bedside table)

Article no. H4592 (Bedside table)

Details

Dimensions

- Upper edge frame: 36 cm
- Upper edge headboard: 66 cm

External dimensions

- Length and width of inner dimension: + 5 cm


Colour variations



A



B



C

A Beech natural Article no. 8000

B Beech natural white, Article no. 8001

C Beech white lacquered, Article no. 8007

	90	95	100	120	140	160	180
H: 30 cm	•	•	•	•	•	•	•
Surcharge	•	•	•	•	•	•	•
Surcharge	•	•	•	•	•	•	•
with 1 drawer							•
with 2 drawers							•

Duplo

The practical, beech stained double bed couch with a highly stable construction. Rounded edges with multiple glued slats of the Swing-flex® technology. Adjustable headrests for optimum comfort. The lower bed can be pulled out and set up effortlessly and in no time at all.



Sizes

Length/width in cm

Article no.: H3380

80/90
190/200 •

Details

Dimensions


- Upper edge frame: 44 cm
- Top edge head/footboard: 54 cm
- Upper edge of foot height: 16 cm

External dimensions

- Length of inner dimension: + 6 cm
- Width identical to width of inner dimension
- Maximum mattress height of lower bed: 20 cm



Colour variations



A



B



C

A Beech natural Article no. 8000

B Beech natural white, Article no. 8001

C Beech white lacquered, Article no. 8007

Comfort Bed Standard

Your practical and functional bed – consisting of a bed frame and elegant foot and head ends. Can be easily converted to Comfort Bed Lift with the retrofit kit lifting units (Article no. H4630). Available with matching bedside table.



Sizes

Length/width in cm

Article no.: H3076
(exkl. Swing-flex® Mobiletto M2)

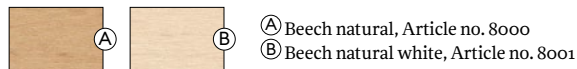
	92
203	•

Details

Dimensions

- Upper edge frame: 38 cm
- Upper edge headboard: 67 cm
- Upper edge footrest: 67 cm
- Total width: 98 cm
- Total length: 222 cm

Colour variations



Accessories

Sizes

Length/width in cm

Bedside table (B x W x H: 45 x 47,5 x 49,5 cm)

Article no. H4630 (Retrofit kit lift units Lift)

Article no. H4637 (Bedside table)

with 3 drawers

Comfort Bed Lift

The Lift comfort bed can be raised by an additional 35 cm thanks to the elegantly clad lifting units on the foot and head sides. The electrically adjustable Swing-flex® Mobiletto M2 insert frame, which is included in the delivery package, enables you to adjust any sitting and lying position at the touch of a button. The bed can even be left in an upright position.



Sizes

Length/width in cm

Article no.: H3075
(exkl. Swing-flex® Mobiletto M2)

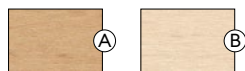
	92
203	•

Details

Dimensions

- Upper edge frame: 38 cm
- Upper edge headboard: 67 cm
- Upper edge footrest: 67 cm
- Total width: 98 cm
- Total length: 222 cm

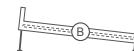
Colour variations



- Ⓐ Beech natural, Article no. 8000
- Ⓑ Beech natural white, Article no. 8001



Default position



Head and foot side
can be lifted individually



Lifting allows you
to leave the bed
upright from 39 – 74 cm



Each sitting and lying
position with Swing-flex®
Mobiletto M2

Accessories

Sizes

Mains disconnection for protection against
electro-acoustic magnetic fields.

Article no. H4631 (Rolling feet)

Article no. H4633 (Lift aid)

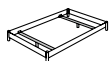
4 wheels mounted on 2 crossbars

incl. holder

Extras/accessories

Individuality is reflected in small details.
With BICO Selection, the bed accessories can be individually selected.

Bed accessories



Cross rail assembly kit

Cross rail assembly kit
Article no.:
H4517

For assembling frame inserts in customer beds, consisting of two cross rails and mounting plates, excl. height-adjustable feet:

Internal dimension 90 cm
Internal dimension 95 cm
Internal dimension 100 cm
Internal dimension 120 cm
Internal dimension 140 cm

Including height-adjustable feet:
Internal dimension 160 cm
Internal dimension 180 cm
Internal dimension 200 cm

Height-adjustable feet
Article no.:
H4518

Adjustment range 12-30 cm, for cross rail assembly kit, recommended from 160 cm width

Pair •



Recommended from 100 kg reinforced bed surface

Reinforced bed surface
Article no.:
H4529

Additional charge for bico-flex® and Swing-flex® models (recommended from 100 kg body weight)

90 – 100 cm
120 – 140 cm
160 – 180 cm

•
•
•

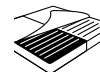


Rounded corners

Rounded corners
Article no.:
H4505

Additional charge per rounding for mattresses
Total cost max.

•
•



Two different levels of firmness

Two different levels of firmness for the same mattress in one cover additional charge

•



T-piece
Article no.:
HS20061.20

Mattress Bridge
200 cm

•

Optional for all mattresses:
Mattress cover hypoallergenic

without additional

Design:

- ClimaFlow material, 100 % with Sensity™
- Quilted with 500 gr/m² HCS hollow fibre
- Visually identical to original product
- Cover removable and washable at 60 °C
- Certification Standard 100 by OEKO-TEX®

Advantages:

- Breathable and optimised for rapid moisture transfer
- Minimal risk of mould developing
- Probiotic Sensity™ with biological mite protection
- Made with no animal products (vegan)

Feet

Foot set 4 wooden cylinder feet, natural beech, beech, natural white, beech white
Article no.: H4513 Set •

Foot set Recommended for Swing-flex®; 4 metal cylinder feet, sanded, acquired color quartz, standard height 20 cm
Article no.: H4507 Set •

Rolling feet Recommended to Lenco and all Couches Height 20 cm
Article no.: H4554 Set •

Foot set Recommended for Primo 4 metal cylinder feet, lacquered aluminium, standard height 20 cm
Article no.: H4553 Set •

Foot set Recommended for bico-flex® 4 metal cylinder feet, chrome-plated, standard height 20 cm
Article no.: H4510 Set •



Article no. H4513



Article no. H4507




Article no. H4554



Article no. H4553



Article no. H4510



Article no. H4503



Article no. H4509

Skids

Skid set Recommended for Swing-flex® flat steel, lacquered aluminium, 6 × 0.5 cm, standard height 20 cm
Article no.: H4503
Pair 80 – 95 cm •
Pair 100 – 140 cm •
Pair 160 – 180 cm •

Skid set Recommended for bico-flex® flat steel, chrome-plated, 6 × 0.5 cm, standard height 20 cm
Article no.: H4509
Pair 80 – 95 cm •
Pair 100 – 140 cm •
Pair 160 – 180 cm •

Additional charges for feet/skids

Additional charge for higher or lower feet/skids

Article no.: H4501 Foot set max. 30 cm high •
Skid set 80 – 140 cm, max. 25 cm high •
Skid set 160 – 180 cm, max. 25 cm high •

Surcharge for skids

Article no. H4502 (painted skids), Article no. H4611 (chrome-plated skids)

	90	95	100	120	140	160*	180*
lacquered	•	•	•	•	•	•	•
chrome-plated	•	•	•	•	•	•	•

Additional charge for chrome plated feet

Article no. H4508

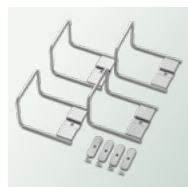
chrome-plated •

Rolling feet

height 20 cm, without additional charge

Extras

Metal mattress brackets Article no.: H4576	Recommended for bico-flex® & Swing-flex® 4 side brackets, chrome-plated	Set •
Couch bed clamps Article no.: H4539	Recommended for Swing-flex® galvanized metal	Pair •
Couch bed clamps Article no.: H4538	Recommended for bico-flex® metal black	Pair •
Connecting fittings set Article no.: H4528	Recommended for bico-flex®	Set •
Connecting fittings set Article no.: H4619	Recommended for Swing-flex® Piatto, Primo	Set •
Connecting fittings set Article no.: H4619	Recommended for Starlet-flex®	Set •



Article no. H4576



Article no. H4539



Article no. H4538

Special shades for couches and beds

Special colours for couches and beds

Article no.: 4504 Stained according to colour pattern, according to RAL or NCS colour chart Additional charge per article on request



Article no. H4504



Article no. H4528



Article no. H4619



Article no. H4821

Protective covers

The BICO Selection stretch covers and pads are skin-friendly and moisture-regulating. They are all washable and suitable for tumble drying.

Molton stretch cover



Easy to open and remove, bi-elastic stretch molton made from 70% cotton and 30% polyester with all-round elastic waistband, optimal fit, temperature and humidity regulating, washable up to 95 °C and suitable for tumble drying.

max. mattress height 27 cm

Article no. H4675

Sizes

Length/width in cm

	80/90	95/100	120	140	160	180
190/200	•	•	•	•	•	•
210/220	•	•	•	•	•	•



Molton pad



Soft and cuddly Molton pad made of 100 % cotton, edged all around with cotton sloping tape and four sewn-in corner rubber bands, moisture-regulating, washable up to 95 °C and suitable for tumble drying.

Article no. H4676

Sizes

Length/width in cm

	80/90	95/100	120	140	160	180
190/200	•	•	•	•	•	•
210/220	•	•	•	•	•	•



Mattress protectors

BICO mattresses can withstand a lot, but when it comes to moisture, everything has its limits. The optional waterproof mattress protectors are nevertheless breathable.

Molton pad with moisture protection



Molton pad made of 100% skin-friendly cotton with moisture barrier layer of polyurethane, all-round cotton edging tape and four sewn-in corner rubber bands, waterproof, urine-resistant, breathable and washable up to 95 °C.

Sizes

Article no. H4677

Length/width in cm

	80/90	95/100	120	140	160	180
190/200	•	•	•	•	•	•
210/220	•	•	•	•	•	•



Mattress protectors



Protects the mattress cover fabric optimally against excessive wear and tear and fixes the mattress. White, dimensionally stable mattress protector made of 100 % polyester with asymmetrical dot coating, bordered with velour textile tape, non-slip, breathable, washable up to 60 °C and suitable for tumble drying.

Sizes

Article no. H4653

Length/width in cm

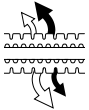
	80/90	95/100	120	140	160	180
190/200	•	•	•	•	•	•
210/220	•	•	•	•	•	•

Note: The final dimensions are shorter in length by 8 cm and in width by 6 cm (e.g. 90 × 200 cm = 84 × 192 cm).



Glossary

Mattresses/spring elements



Optimal climate-regulation



Climate regulating cover



Optimal air circulation



Best body adaptation



Easy to remove thanks to "BICO R" cover system



Highest degree of surface flexibility



Turning of mattress: in all directions



Turning of mattress: in transverse direction



TBS spring element for maximum air circulation



Relief and support modules



Two types of firmness of the same mattress in one cover

Frame adjustment



Basic model



Head elevation



Head/foot elevation



Elevated upper body



Head/foot elevation with seat wedge



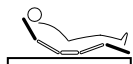
Upper body/foot and leg elevation



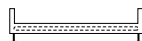
Head, foot and leg elevation



Adjustable to all sitting and lying positions (without foot lowering)



Adjustable to all sitting and lying positions (incl. foot lowering)



Default position



Raise head and foot side



Lifting for upright exiting

Care instructions



Washable



Washable

Miscellaneous



Sensity™ - 100% natural mite protection



Swiss virgin sheep's wool



Non-flammable

Notes

Notes

Publication details

BICO

Hilding Anders Switzerland AG
Biltnerstrasse 42
CH-8718 Schänis
Tel. +41 55 619 66 00
info@bico.ch
bico.ch

Satisfaction guarantee: You receive a 100 day satisfaction guarantee on all BICO mattresses. If you are not satisfied with the mattress, you can exchange the core within 100 days after delivery.

The prices in Swiss francs are non-binding recommended retail prices. Models and prices subject to change without notice. The prices include VAT.

Dimensional tolerances: It should be noted that small deviations of up to 2 percent in the nominal mass of mattresses and toppers must be tolerated. Such differences are material-related.

bico
SWISS SINCE 1861